



Please write clearly in block capitals.

Centre number

--	--	--	--	--

Candidate number

--	--	--	--

Surname

Forename(s)

Candidate signature

GCSE COMBINED SCIENCE: TRILOGY

H

Higher Tier
Biology Paper 2H

Friday 7 June 2019

Afternoon

Time allowed: 1 hour 15 minutes

Materials

For this paper you must have:

- a ruler
- a scientific calculator.

Instructions

- Use black ink or black ball-point pen.
- Fill in the boxes at the top of this page.
- Answer **all** questions in the spaces provided.
- Do all rough work in this book. Cross through any work you do not want to be marked.
- In all calculations, show clearly how you work out your answer.

Information

- The maximum mark for this paper is 70.
- The marks for questions are shown in brackets.
- You are expected to use a calculator where appropriate.
- You are reminded of the need for good English and clear presentation in your answers.

For Examiner's Use	
Question	Mark
1	
2	
3	
4	
5	
6	
TOTAL	



J U N 1 9 8 4 6 4 B 2 H 0 1

IB/M/Jun19/E11

8464/B/2H

There are no questions printed on this page

*Do not write
outside the
box*

**DO NOT WRITE ON THIS PAGE
ANSWER IN THE SPACES PROVIDED**



0	1
---	---

Some students investigated the effect of drinking caffeine on reaction time.

They used a drink containing 32.25 mg of caffeine per 100 cm³

This is the method used.

1. Divide the students into four groups, **A**, **B**, **C** and **D**.
2. Measure and record the reaction time of each student using the ruler-drop test.
3. Students in:
 - group **A** drink 200 cm³ of water
 - group **B** drink 200 cm³ of the caffeine drink
 - group **C** drink 400 cm³ of the caffeine drink
 - group **D** drink 600 cm³ of the caffeine drink.
4. Repeat step 2 after 15 minutes.

0	1	.	1
---	---	---	---

Describe how to do the ruler-drop test.

[3 marks]

Question 1 continues on the next page

Turn over ►



0 1 . 2 Table 1 shows the mass of caffeine taken in by each student.

Table 1

Group	Mass of caffeine in mg
A	0
B	64.5
C	129.0
D	X

Calculate value **X**.

[1 mark]

X = _____ mg

0 1 . 3 Why did group **A** drink water instead of the caffeine drink?

[1 mark]



Table 2 was used to convert the results of the ruler-drop test into reaction times.

Table 2

Distance in cm	Reaction time in s
2	0.064
4	0.090
6	0.111
8	0.128
10	0.143
12	0.156
14	0.169
16	0.181
18	0.192
20	0.202
22	0.212
24	0.221
26	0.230

Distance in cm	Reaction time in s
28	0.239
30	0.247
32	0.256
34	0.263
36	0.271
38	0.278
40	0.286
42	0.293
44	0.300
46	0.306
48	0.313
50	0.319
52	0.326

0 1 . 4 Estimate the reaction time for a student who recorded a distance of 23 cm

[1 mark]

Reaction time = _____ s

Question 1 continues on the next page

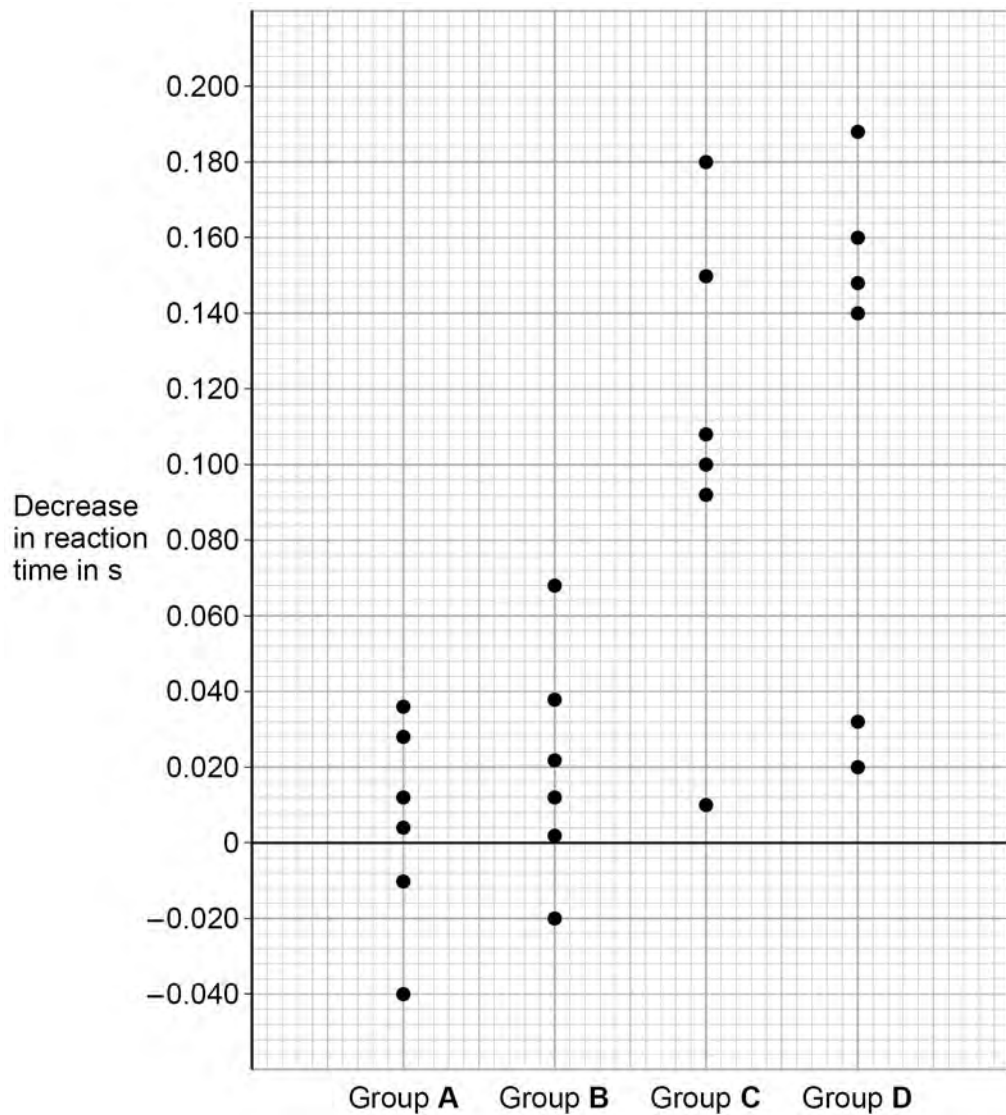
Turn over ►



Students calculated the decrease in their reaction time after the drink compared with before the drink.

Figure 1 shows the results for each student.

Figure 1



0 1 . 5

Describe the effect of the mass of caffeine taken in on the decrease in reaction time.

[1 mark]



0 1 . 6 For three students the decrease in reaction time was negative.

Give the reason why the value was negative.

[1 mark]

0 1 . 7 What is the range of results for group C?

[1 mark]

0 1 . 8 Suggest **two** variables that should have been controlled in this investigation.

[2 marks]

1 _____

2 _____

0 1 . 9 Explain why the ruler-drop test does **not** involve a reflex action.

[2 marks]

Turn over for the next question

Turn over ►



0	2
---	---

There has been a rapid increase in the percentage of carbon dioxide in the atmosphere since 1960.

0	2	.	1
---	---	---	---

Carbon dioxide is a greenhouse gas that contributes to global warming.

Name **one** other greenhouse gas.

[1 mark]

0	2	.	2
---	---	---	---

Global warming causes climate change.

Give **two** effects of climate change.

[2 marks]

1 _____

2 _____

Question 2 continues on page 10



There are no questions printed on this page

*Do not write
outside the
box*

**DO NOT WRITE ON THIS PAGE
ANSWER IN THE SPACES PROVIDED**

Turn over ►



*Do not write
outside the
box*

9

Turn over for the next question

Turn over ►



0 3 . 1 Vectors are used in the process of genetic engineering.

Which **two** statements are correct?

[2 marks]

Tick (✓) **two** boxes.

Vectors are enzymes used to 'cut open' the DNA molecule.

Vectors are used to insert genes into cells.

Vectors are used to isolate the required gene.

Vectors are used to stimulate cell division.

Vectors are usually plasmids or viruses.

0 3 . 2 Scientists have genetically engineered a variety of wheat to be resistant to herbicides.

The herbicide resistant variety of wheat will give a higher yield than the non-herbicide resistant variety.

Explain why.

[3 marks]



0 3 . 3 Give **two** examples of genetic engineering in use today.

Do **not** refer to herbicide resistance in your answer.

[2 marks]

1 _____

2 _____

0 3 . 4 Scientists working on the 'Human Genome Project' have now mapped the entire genetic code of humans.

Explain **one** way this could be important for people in the future.

[2 marks]

9

Turn over for the next question

Turn over ►



0 4

Animals have adaptations to survive in their environment.

These adaptations may be structural, behavioural or functional.

0 4 . 1

Draw **one** line from each animal adaptation to the type of adaptation it is.

[2 marks]

Animal adaptation



Male palm cockatoos use sticks to beat on hollow branches to attract females.

Type of adaptation

Structural



The harmless hornet moth has black and yellow stripes to look like a bee or wasp.

Behavioural



Sea spiders have automatic muscle contractions that move oxygen around their bodies.

Functional



A rare orchid has been found in the mountains in China.

The orchid has pale yellow flowers.

DNA analysis of the genome shows that it is an ancestral species.

All other present day orchids evolved from this ancestral species millions of years ago.

0 4 . 3

One present day species has bright purple flowers.

Describe how an orchid with bright purple flowers may have evolved from the ancestral species which has pale yellow flowers.

[4 marks]



0 4 . 4

The DNA code determines the sequence of amino acids which are joined together to form a specific protein.

Table 3 shows part of the amino acid sequence for the colour pigment protein in five orchid species.

The rest of the amino acid sequence is the same for all the species.

Table 3

Species	Amino acid sequence	Flower colour
Ancestral species	ala-leu-gly-isoleu-tyr-gly-ala-leu-gly-ala	pale yellow
Species A	ala-isoleu-gly-ala-tyr-gly-ala-tyr-gly-ala	pale yellow
Species B	ala-leu-ala-isoleu-tyr-gly-ala-tyr-gly-ala	pink
Species C	ala-isoleu-gly-ala-gly-tyr-gly-leu-gly-ala	bright red
Species D	ala-leu-gly-isoleu-tyr-tyr-ala-leu-gly-ala	purple

Key:

ala = alanine

gly = glycine

isoleu = isoleucine

leu = leucine

tyr = tyrosine

Suggest which orchid species is most closely related to the ancestral species.

Give a reason for your answer.

[2 marks]

Species _____

Reason _____

12

Turn over for the next question

Turn over ►



There are no questions printed on this page

*Do not write
outside the
box*

**DO NOT WRITE ON THIS PAGE
ANSWER IN THE SPACES PROVIDED**



0 5

Some students estimated the population of daisies in a school field.

This is the method used.

1. Find a place where some daisies are growing.
2. Put the quadrat down.
3. Count and record the number of daisies in the quadrat.
4. Repeat steps 1–3 at four different places in the field.
5. Calculate the mean number of daisies per quadrat.
6. Use the data to estimate the total number of daisies in the field.

0 5**1**

Which **two** improvements would increase the validity of this method?

[2 marks]

Tick (✓) **two** boxes.

Do not put any quadrats near trees.

Repeat for another ten quadrats.

Use a long tape measure.

Use a random method to place the quadrats.

Use the same person to place all the quadrats.

Question 5 continues on the next page

Turn over ►

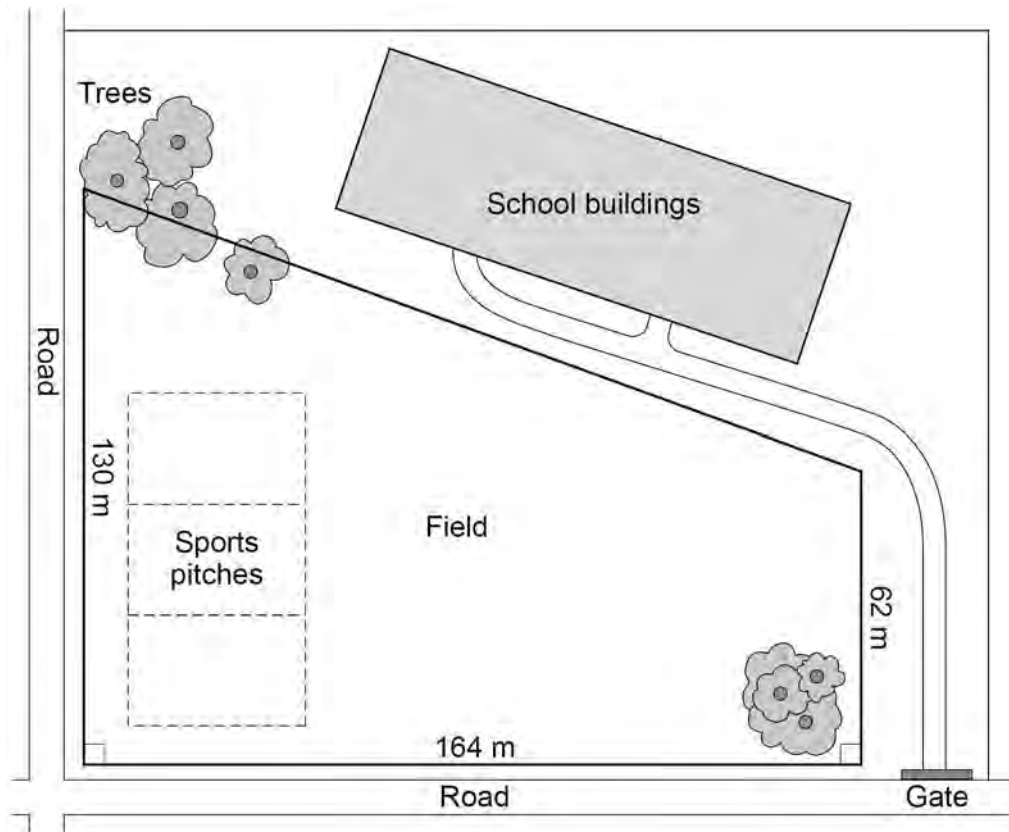
0 5 . 2

With an improved method the students calculated the mean number of daisy plants to be 7.65 per quadrat.

The students used a quadrat measuring 50 cm \times 50 cm

Figure 3 shows the school site and the dimensions of the school field.

Figure 3



0 6

This question is about homeostasis.

0 6 . 1

Define the term homeostasis.

[2 marks]

0 6 . 2

Name the hormone released if the blood glucose concentration falls too low.

[1 mark]

Question 6 continues on the next page**Turn over ►**

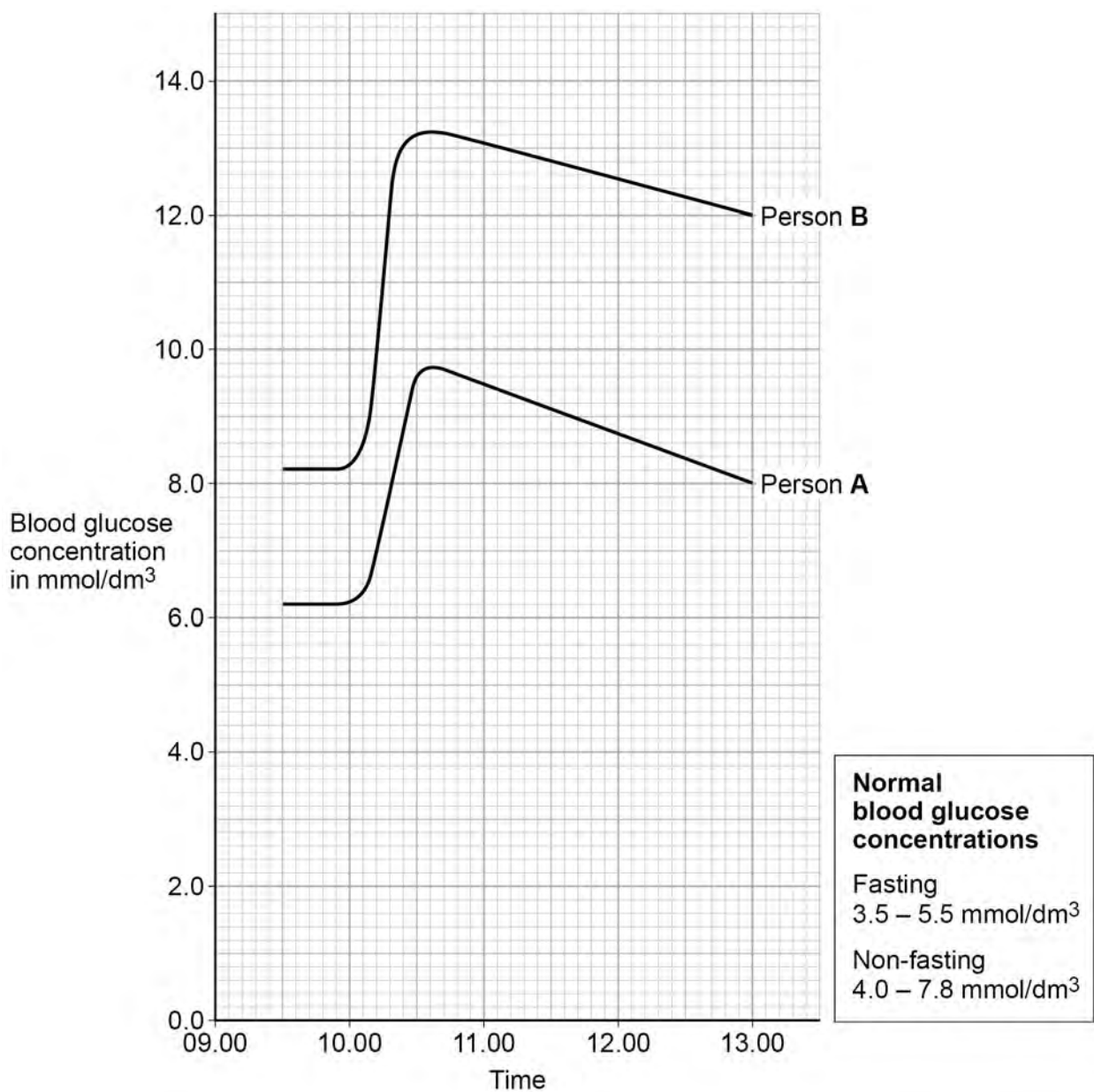
Two people were sent to a hospital to find out if they have diabetes.

This is the method used at the hospital.

- Do not eat or drink after midnight. This is called fasting.
- Measure blood glucose concentration at 9.30 am
- Drink a glucose solution at 10.00 am
- Measure blood glucose concentration for the next 3 hours.

Figure 4 shows the results.

Figure 4



Person **A** and person **B** have diabetes.

0 6 . 3 Describe how **Figure 4** shows that person **B** has diabetes.

Use data from **Figure 4**.

[3 marks]

Question 6 continues on the next page

Turn over ►



0 6 . 4

Person **A** and person **B** had a test to measure the concentration of insulin in their blood when they were fasting.

Table 4 shows the results.

Table 4

Person	Fasting blood insulin concentration in arbitrary units
A	280
B	20
Normal range	50–175

Suggest which type of diabetes person **A** and person **B** have.

Give a reason for each answer.

[2 marks]

Person **A**

Type of diabetes _____

Reason _____

Person **B**

Type of diabetes _____

Reason _____



There are no questions printed on this page

*Do not write
outside the
box*

**DO NOT WRITE ON THIS PAGE
ANSWER IN THE SPACES PROVIDED**

Copyright information

For confidentiality purposes, from the November 2015 examination series, acknowledgements of third-party copyright material are published in a separate booklet rather than including them on the examination paper or support materials. This booklet is published after each examination series and is available for free download from www.aqa.org.uk after the live examination series.

Permission to reproduce all copyright material has been applied for. In some cases, efforts to contact copyright-holders may have been unsuccessful and AQA will be happy to rectify any omissions of acknowledgements. If you have any queries please contact the Copyright Team, AQA, Stag Hill House, Guildford, GU2 7XJ.

Copyright © 2019 AQA and its licensors. All rights reserved.



2 8



1 9 6 G 8 4 6 4 / B / 2 H

IB/M/Jun19/8464/B/2H